

Volta quiX C

WITH BATTERY SIZE 10



PRODUCT FEATURES

CIC with standard housing
Components as small as possible
Receiver with dual-chamber technology

BASIC FEATURES

Battery compartment as on/off switch with loss protection
Level-dependent signal tones/melodies (activate/deactivate) for low battery voltage, on/off function
Audiomatic power-on delay (P) (activate/deactivate)
RIC-Wax guard
Carbon removal line

OPTIONS

Remote Control Smart Key
Smart Remote App
Click Domes (Open, Semi-open, Closed or Double)
Click Sleeves (Open or Closed, S, M or L)
quiX Mould (S, M or P)
 > Wax guard HF 4 Black

PROGRAMMING CABLES AND ADAPTER

Cable for HiPro Interface, right	Art.-Nr. 029 44 986
Cable for HiPro Interface, left	Art.-Nr. 029 44 994
Cable for Noah-Link Interface, right	Art.-Nr. 106 02 843
Cable for Noah-Link Interface, left	Art.-Nr. 106 02 842
Flex-Connect Programming adapter	Art.-Nr. 105 43 510

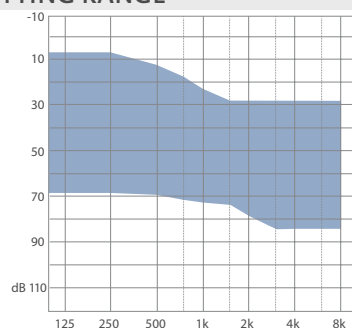
TECHNICAL FEATURES

8 signal processing channels / 4 frequency channels
4 AGC channels / 4 MPO channels
1 hearing program
Data Logging

SIGNAL PROCESSING

Anti-Feedback system
Noise Manager
 > Adaptive noise reduction (on/off)
TRC S

FITTING RANGE



P = Patent

For more information about features please check out our website www.audioservice.com

Volta quiX C

Gain 50 dB



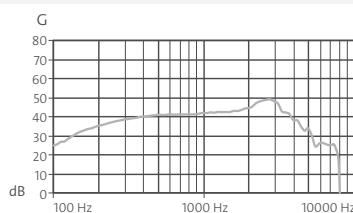
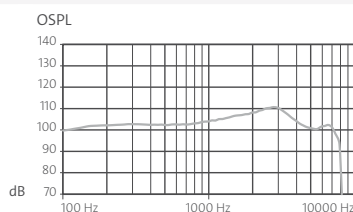
MAXIMUM OUTPUT

Input: 90 dB

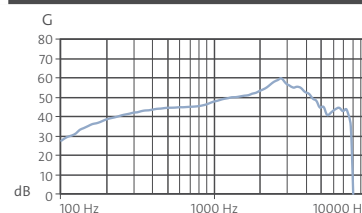
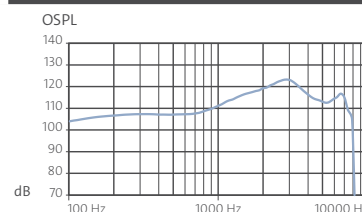
MAXIMUM GAIN

Input: 50 dB

IEC 60118-7:2005¹⁾
ANSI S3.22-2009¹⁾



IEC 60118-0²⁾



TECHNICAL INFORMATION

MAXIMUM OUTPUT

Peak value at 90 dB	113 dB	124 dB
1,600 Hz (RTF)	–	118 dB
HFA (High Frequency Average)	109 dB	–

FULL ON GAIN

Peak value at 50 dB	50 dB	61 dB
1,600 Hz (RTF)	–	53 dB
HFA (High Frequency Average)	46 dB	–
Reference test gain	33 dB	43 dB

TECHNICAL FEATURES

Battery type	10	10
Battery life in hours	60	60
Frequency range	100 – 7,800 Hz	130 – 8,000 Hz
Battery current consumption	1.10 mA	1.10 mA
Equivalent noise level	21 dB	21 dB
Distortion		
500 Hz	3%	5%
800 Hz	3%	6%
1,600 Hz	2%	4%

¹⁾ Technical data measured in accordance with IEC 60118-7:2005 and ANSI S3.22-2009 at 2 ccm coupler

²⁾ Technical data measured in accordance with IEC 60118-0 at ear simulator



WARNING

Small parts present a choking hazard.
This device is not suitable for fitting to babies, small children or mentally disabled persons.

For control ranges and more programming features see Hearing Instrument Simulation of Connexx 8.3 and AudioFit 8.3 or higher.

AS AUDIO-SERVICE GmbH · Alter Postweg 190 · 32584 Löhne · Germany
info@audioservice.com · www.audioservice.com